

EAST-ADL

Concept Presentation

Behavioural Modelling Tools



Role of Structural Model

- Functional Analysis Architecture and Functional Design Architecture represent functional structure and behavior of embedded system
- Functions in Environment Model represent functional structure and behavior of plant/environment

Role of Structural Model

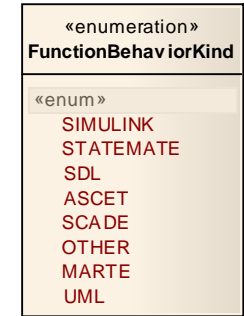
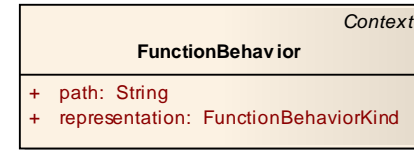
- Execution semantics is synchronous
 - read-execute-write
- Ports have single-buffer-overwrite semantics
- Trigger Characteristic is defined by
 - FunctionTrigger
 - Timing Constraints on EventFunction
- Transfer function from input to output is contained in FunctionBehavior

Defining Behavior

- FunctionBehavior defines transfer function from input to output
- FunctionBehavior is invoked each time the Function is triggered.
- FunctionBehavior can be defined in any tool and notation provided it
 - Uses input data corresponding to input ports
 - Provides output data corresponding to output ports
 - Respects run-to-completion semantics

FunctionBehavior

- FunctionBehavior-Path identifies external model that captures transfer function
- FunctionBehavior-Representation declares external notation

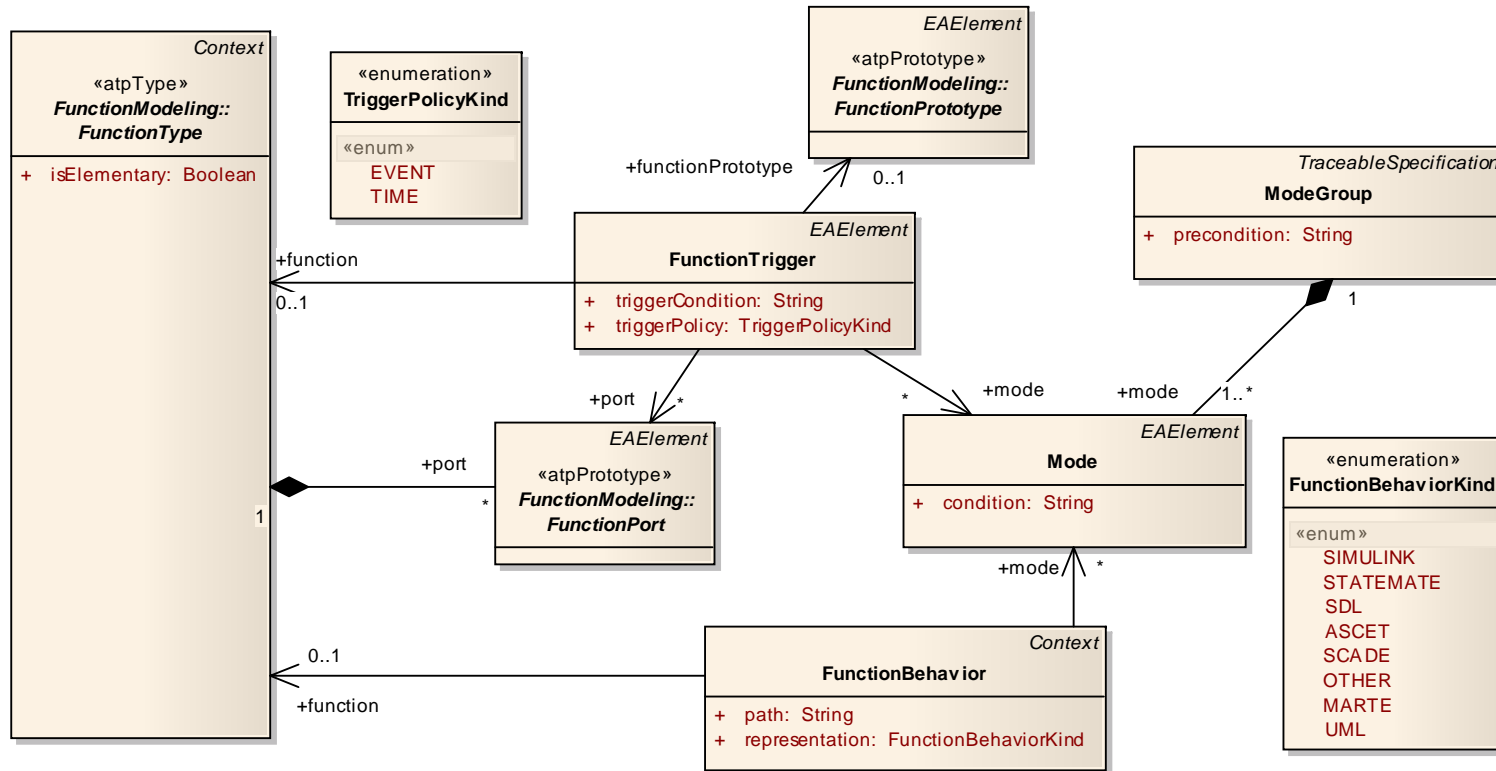


Behavioral Semantics

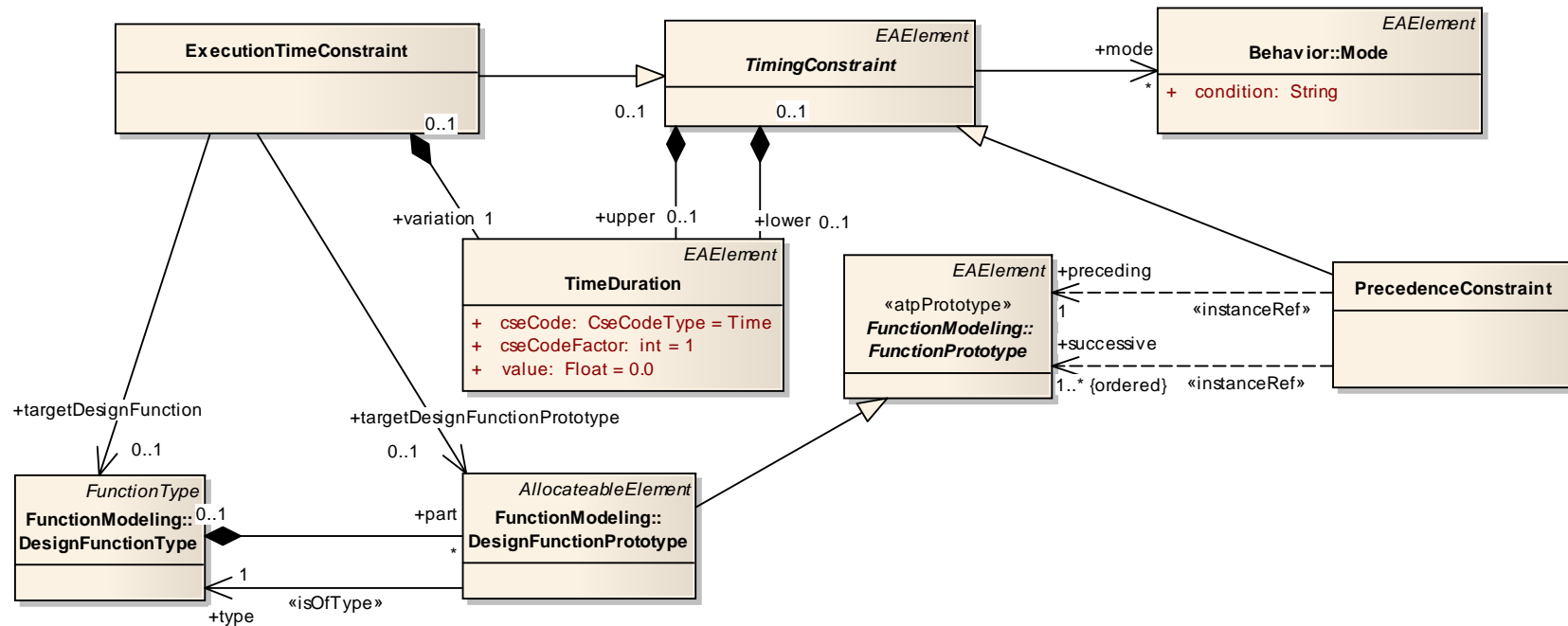
The rules explained until now assumes functions are elementary.

For composite functions, FunctionBehavior represent the (intended) composed behavior of the contained set of elementary functions (their triggering, transfer functions, data flow, etc.)

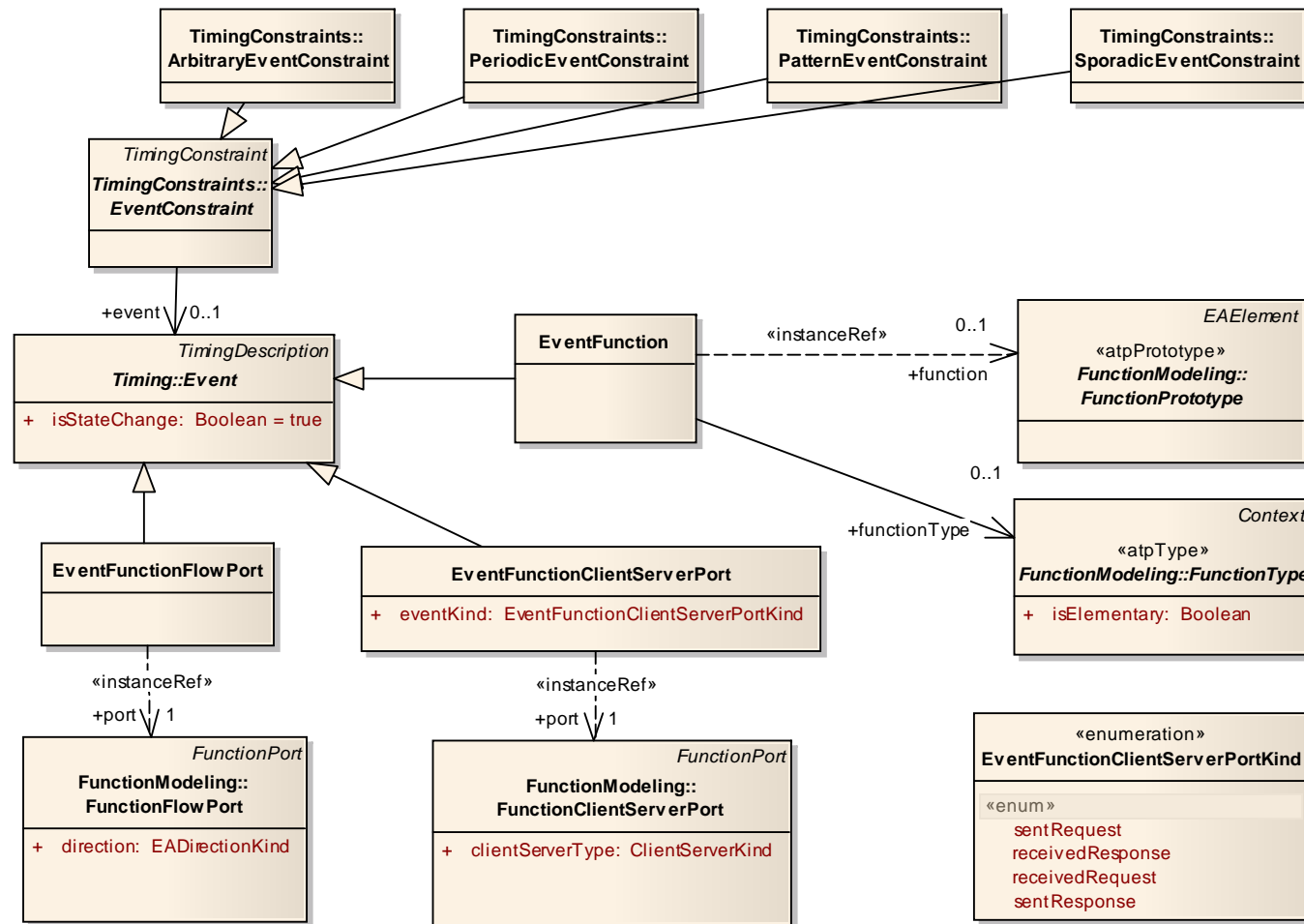
Metamodel for Behavior/Triggering



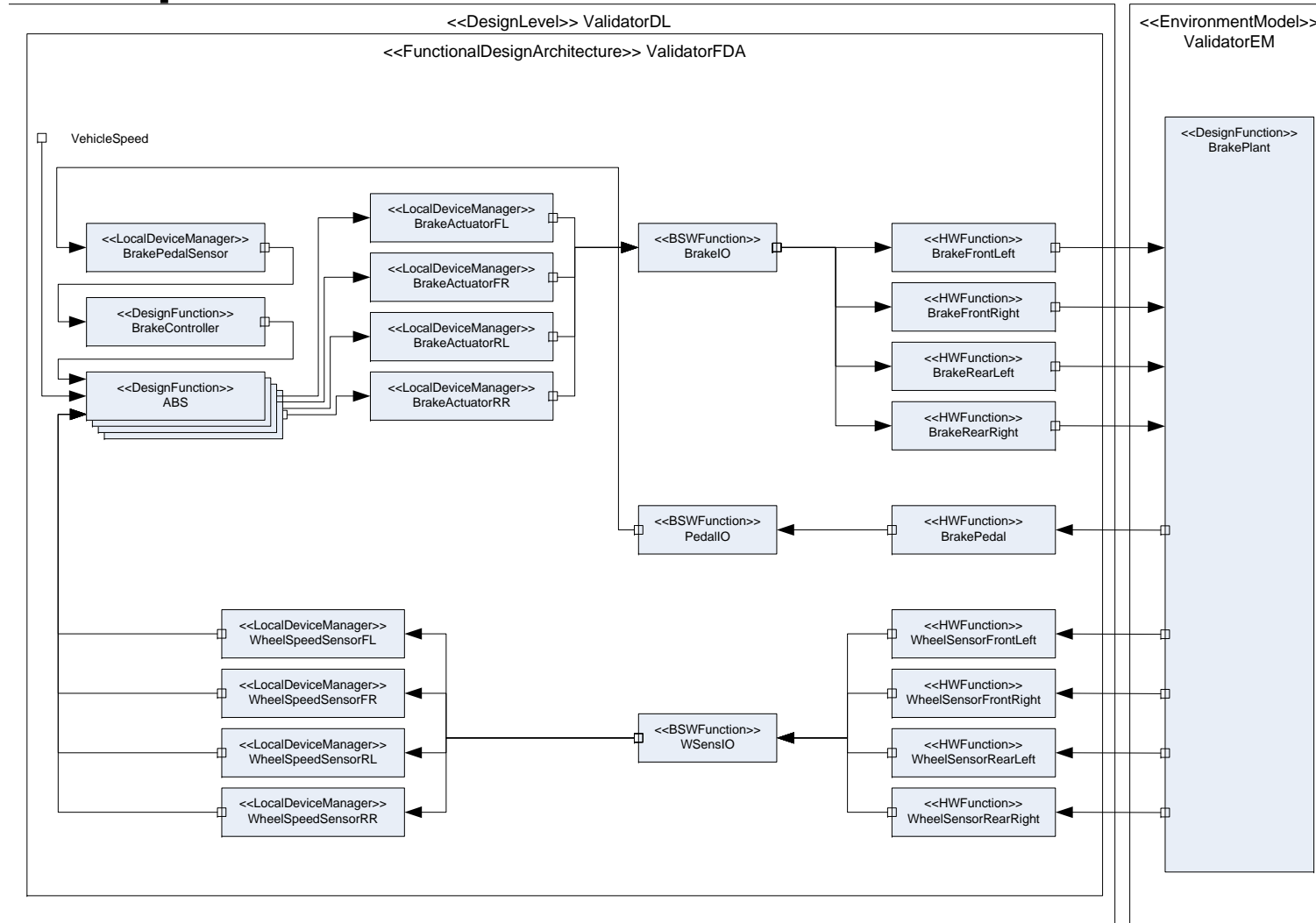
Metamodel for Behavior/Execution Timing



Metamodel for Behavior/Timing



Example – Functional architecture



Example – Functional architecture

- FunctionBehavior may be defined for each FunctionType
- Simulink/Scade/Ascete/StateCharts... may define the behavior of each FunctionBehavior
- A combined behavior would compose all behaviors of each function according to the
 - Behavioral model defining the transfer functions
 - The timing constraints and triggering defining when each function executes
 - The connectors that define data and control flow

COTS Behavioral Tools

- Used for "black-box" behavioural definition of leaf functions.
- Tool interfaces should be able to compose hierarchical models for tool, based on individual leaf function behaviors and the triggering and dataflow defined in EAST-ADL
- Tool interfaces should be able to compose hierarchical EAST-ADL models based on model hierarchy in tool. Behaviors of leaf EAST-ADL functions should remain in the external tool
- Tools may generate code for simulation purposes or for use on implementation level.

Summary of Behavioral Semantics

- Functional Architecture Capture Structure
- Functions have synchronous execution semantics
- Function ports have single-buffer-overwrite semantics
- Functions can be annotated with timing and triggering
- FunctionBehavior can be linked to Function to define transfer function
- FunctionBehaviors have run-to-completion semantics

Summary of Tool Integration

- EAST-ADL behavioral semantics is defined to allow different tools and notations to interoperate
 - Provided EAST-ADL behavioral semantics is respected.
- Exchange with behavioural tools can preserve model hierarchy and behavioural definitions of leaf functions.